

Lockdown Browser and Respondus Monitor

About Lockdown Browser and Respondus Monitor

Your instructor might require you to take quizzes and tests using **Lockdown Browser** or **Respondus Monitor**. Lockdown Browser prevents you from accessing other websites or programs while you take a test. Respondus Monitor activates your webcam to monitor for academic dishonesty during exams.

A laptop or desktop computer is strongly recommended when testing with these tools.

You can tell if Lockdown Browser, Respondus Monitor, or both are required by checking the title of the test inside D2L **Quizzes**.

Biol 1010 Exit Exam - Requires Respondus LockDown Browser + Webcam ▾

Download the Respondus Software

When you start a quiz with Lockdown Browser or Respondus Monitor enabled, you will be prompted on the **Quiz Summary** screen to **Download** the software if you have not already.

Open the link at the bottom of the screen to start the download.

The next screen will automatically recommend the correct software for your computer. Click **Install Now**. Follow the installation instructions provided.

Quiz Requirements

You must use the Respondus LockDown Browser to take this quiz.

[Download and install the latest version of LockDown Browser](#)

Launch LockDown Browser

INSTALL

Install LockDown Browser for:
Nashville State Community College

INSTALL NOW

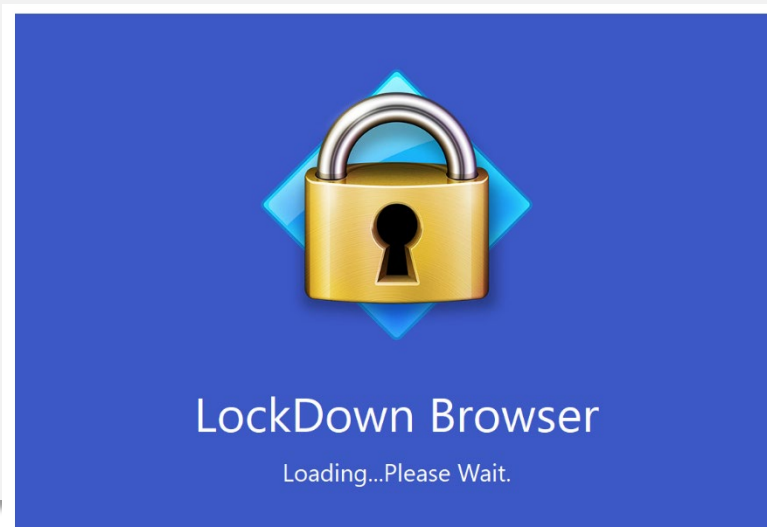
Get Ready to Test

If Respondus Monitor is required, make sure that you:

- Have a functioning webcam and microphone,
- Are in a private, well-lit environment in which you will not be disturbed,
- Put away all study materials,
- Turn off all other devices and place them out of sight,
- Prepare to remain at your computer for the duration of the test.

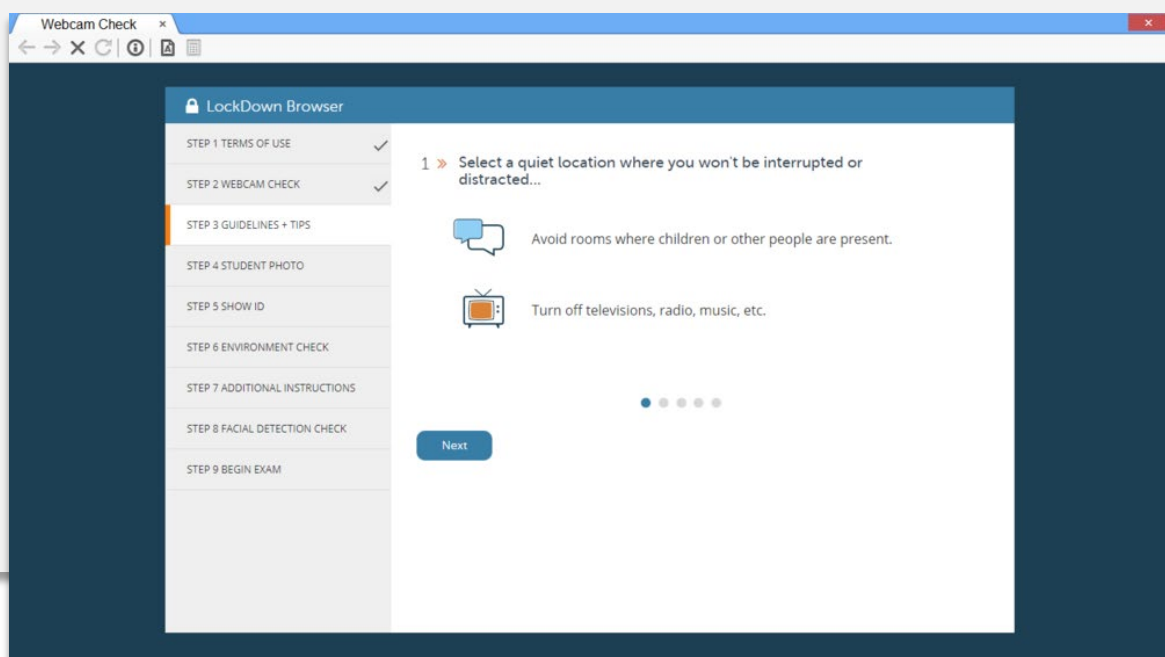
Start the Test

When you're ready, go back to the quiz page and click **Launch Lockdown Browser** to begin. You will be immediately "locked into" the test and will be unable to access other websites or software on your computer. You will also be prompted to close out of any open software before you can start.



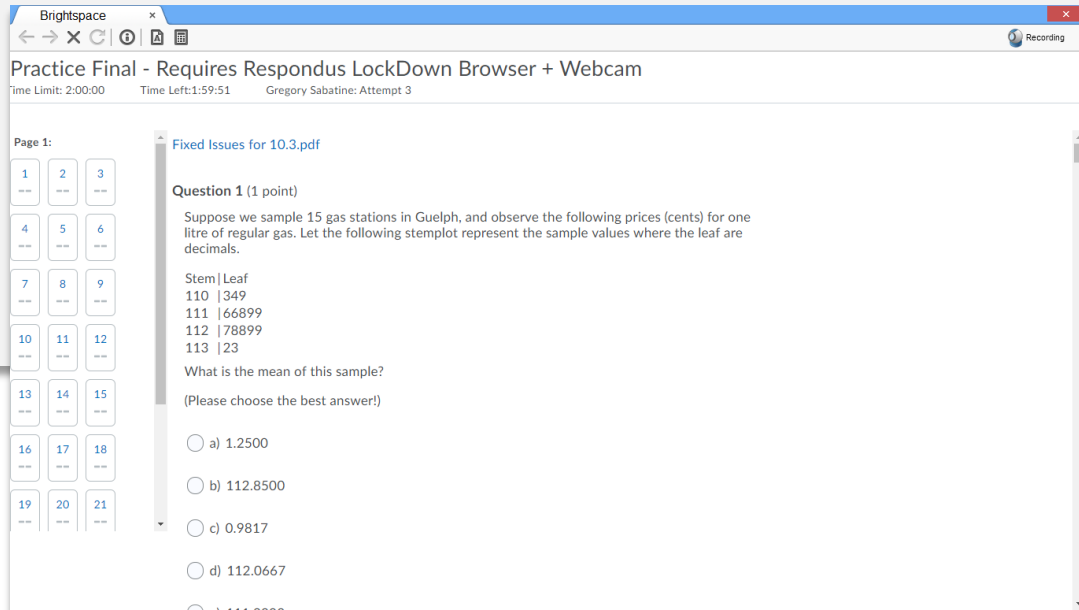
Perform Startup Sequence (Respondus Monitor)

If Respondus Monitor is required, once you click **Start Quiz**, a startup sequence will automatically begin. This will check that your webcam and microphone are working. Your instructor might also require you to show photo ID or perform an environment check. When ready, click **Begin Exam**.



Take the Exam

Take the exam as you normally would. You cannot exit the exam until it is completed. If you experience any problems, please **contact your instructor immediately** for assistance.



The screenshot shows a web browser window titled "Brightspace" with a "Recording" icon in the top right. The page header reads "Practice Final - Requires Respondus LockDown Browser + Webcam". Below the header, it shows "Time Limit: 2:00:00", "Time Left: 1:59:51", and "Gregory Sabatine: Attempt 3".

On the left side, there is a "Page 1:" section with a grid of question numbers from 1 to 21. Each number is in a box with a "..." below it. The number 1 is highlighted in blue.

The main content area shows a document titled "Fixed Issues for 10.3.pdf". Below this is "Question 1 (1 point)".

The question text is: "Suppose we sample 15 gas stations in Guelph, and observe the following prices (cents) for one litre of regular gas. Let the following stemplot represent the sample values where the leaf are decimals."

The stemplot is:

Stem	Leaf
110	349
111	66899
112	78899
113	23

Below the stemplot, the question asks: "What is the mean of this sample? (Please choose the best answer!)"

There are four radio button options:

- a) 1.2500
- b) 112.8500
- c) 0.9817
- d) 112.0667

Questions?

Contact [Respondus Support](#) for help.